

2023-2024 BUDGET INFORMATION & ASSUMPTIONS

March 21, 2023

Tonight's Information

- 2023-2024 Appropriations
- 2023-2024 Revenues
- Looking Ahead

2023-2024 Appropriations

Required Budget Components

- Administrative
- Program
- Capital

General Fund Administrative Appropriations

Function Description	2023-2024 Budget	2022-2023 Budget	Dollar Change	Percentage Change
BOE	\$ 28,750	\$ 28,695	\$ 55	0.19%
District Clerk	\$ 4,890	\$ 4,896	\$ (6)	-0.12%
District Meeting	\$ 1,300	\$ 1,200	\$ 100	8.33%
Chief School Administrator	\$ 231,968	\$ 215,780	\$ 16,188	7.50%
Business Administration	\$ 280,041	\$ 269,855	\$ 10,186	3.78%
Auditing	\$ 31,500	\$ 22,500	\$ 9,000	40.00%
Fiscal Agent Fee	\$ 6,000	\$ 5,000	\$ 1,000	20.00%
Legal	\$ 18,000	\$ 15,000	\$ 3,000	20.00%

General Fund Administrative Appropriations

Function Description	2023-2024 Budget	2022-2023 Budget	Dollar Change	Percentage Change
Public Information and Services	\$ 61,939	\$ 58,774	\$ 3,165	5.39%
Central Printing and Mailing	\$ 53,797	\$ 55,125	\$ (1,328)	-2.41%
Unallocated Insurance	\$ 36,771	\$ 44,660	\$ (7,889)	-17.67%
BOCES Administrative Costs	\$ 212,089	\$ 205,545	\$ 6,544	3.18%
Curriculum Dev. and Supervision	\$ 72,430	\$ 66,565	\$ 5,865	8.81%
Supervision-Regular School	\$ 260,235	\$ 247,774	\$ 12,461	5.03%
NYSLRS	\$ 23,025	\$ 19,703	\$ 3,322	16.86%
TRS	\$ 48,056	\$ 47,451	\$ 605	1.28%

General Fund Administrative Appropriations

Function Description	2023-2024 Budget	2022-2023 Budget	Dollar Change	Percentage Change
Social Security	\$ 51,218	\$ 48,271	\$ 2,947	6.11%
Workers' Compensation	\$ 1,862	\$ 2,031	\$ (169)	-8.32%
Life Insurance	\$ 250	\$ 250	\$ -	0.00%
Health Insurance	\$ 123,354	\$ 112,514	\$ 10,840	9.63%
Union Welfare Benefits	\$ 9,000	\$ 9,000	\$ -	0.00%
TOTAL	\$ 1,556,475	\$ 1,480,589	\$ 75,886	5.13%

General Fund Program Appropriations

Function Description	2023-2024 Budget	2022-2023 Budget	Dollar Change	Percentage Change
Teaching-Regular Schools	\$ 2,990,098	\$ 2,870,794	\$ 119,304	4.16%
Special Education	\$ 1,307,906	\$ 1,359,407	\$ (51,502)	-3.79%
Occupational Education	\$ 517,366	\$ 559,976	\$ (42,610)	-7.61%
Teaching-Special Schools	\$ 20,263	\$ 16,694	\$ 3,569	21.38%
School Library	\$ 90,346	\$ 86,694	\$ 3,652	4.21%
Network Services	\$ 106,270	\$ 90,582	\$ 15,688	17.32%
Computer Assisted Instruction	\$ 286,720	\$ 282,177	\$ 4,543	1.61%

General Fund Program Appropriations

Function Description	2023-2024 Budget	2022-2023 Budget	Dollar Change	Percentage Change
Guidance	\$ 273,922	\$ 251,471	\$ 22,451	8.93%
Health Services	\$ 58,721	\$ 57,893	\$ 828	1.43%
Psychological Services	\$ 121,077	\$ 115,205	\$ 5,872	5.10%
Co-Curricular Activities	\$ 80,672	\$ 60,765	\$ 19,907	32.76%
Athletics	\$ 223,853	\$ 179,183	\$ 44,669	24.93%
Transportation	\$ 798,361	\$ 840,127	\$ (41,766)	-4.97%
Garage Building	\$ 90,700	\$ 82,081	\$ 8,620	10.50%
Civic Activities/Census	\$ 500	\$ 18,500	\$ (18,000)	-97.30%

General Fund Program Appropriations

Function Description	2023-2024 Budget	2022-2023 Budget	Dollar Change	Percentage Change
NYSLRS	\$ 105,003	\$ 95,299	\$ 9,704	10.18%
TRS	\$ 351,220	\$ 351,942	\$ (722)	-0.21%
Social Security	\$ 330,002	\$ 324,496	\$ 5,506	1.70%
Workers' Compensation	\$ 23,938	\$ 26,095	\$ (2,157)	-8.27%
Life Insurance	\$ 1,450	\$ 1,450	\$ -	0.00%
Health Insurance	\$ 1,417,721	\$ 1,264,643	\$ 153,078	12.10%
Union Welfare Benefits	\$ 167,700	\$ 177,500	\$ (9,800)	-5.52%
TOTAL	\$ 9,363,808	\$ 9,112,976	\$ 250,831	2.75%

General Fund Capital Appropriations

Function Description	2023-2024 Budget	2022-2023 Budget	Dollar Change	Percentage Change
Operation of Plant	\$ 709,004	\$ 552,263	\$ 156,741	28.38%
Maintenance of Plant	\$ 214,805	\$ 202,540	\$ 12,265	6.06%
Refund on Real Property Taxes	\$ 2,500	\$ 2,500	\$ -	0.00%
NYSLRS	\$ 45,194	\$ 38,853	\$ 6,341	16.32%
Social Security	\$ 26,392	\$ 25,623	\$ 769	3.00%
Workers' Compensation	\$ 10,276	\$ 11,202	\$ (926)	-8.27%

General Fund Capital Appropriations

Function Description	2023-2024 Budget	2022-2023 Budget	Dollar Change	Percentage Change
Life Insurance	\$ 250	\$ 250	\$ -	0.00%
Health Insurance	\$ 125,346	\$ 109,510	\$ 15,836	14.46%
Union Welfare Benefits	\$ 7,250	\$ 6,750	\$ 500	7.41%
Debt Service Serial Bonds	\$ 1,584,050	\$ 2,413,600	\$ (829,550)	-34.37%
Other Debt	\$ 68,079	\$ 68,079	\$ -	0.00%
Transfer to Capital	\$ 800,000	\$ 100,000	\$ 700,000	700.00%
TOTAL	\$ 3,593,145	\$ 3,531,169	\$ 61,976	1.76%

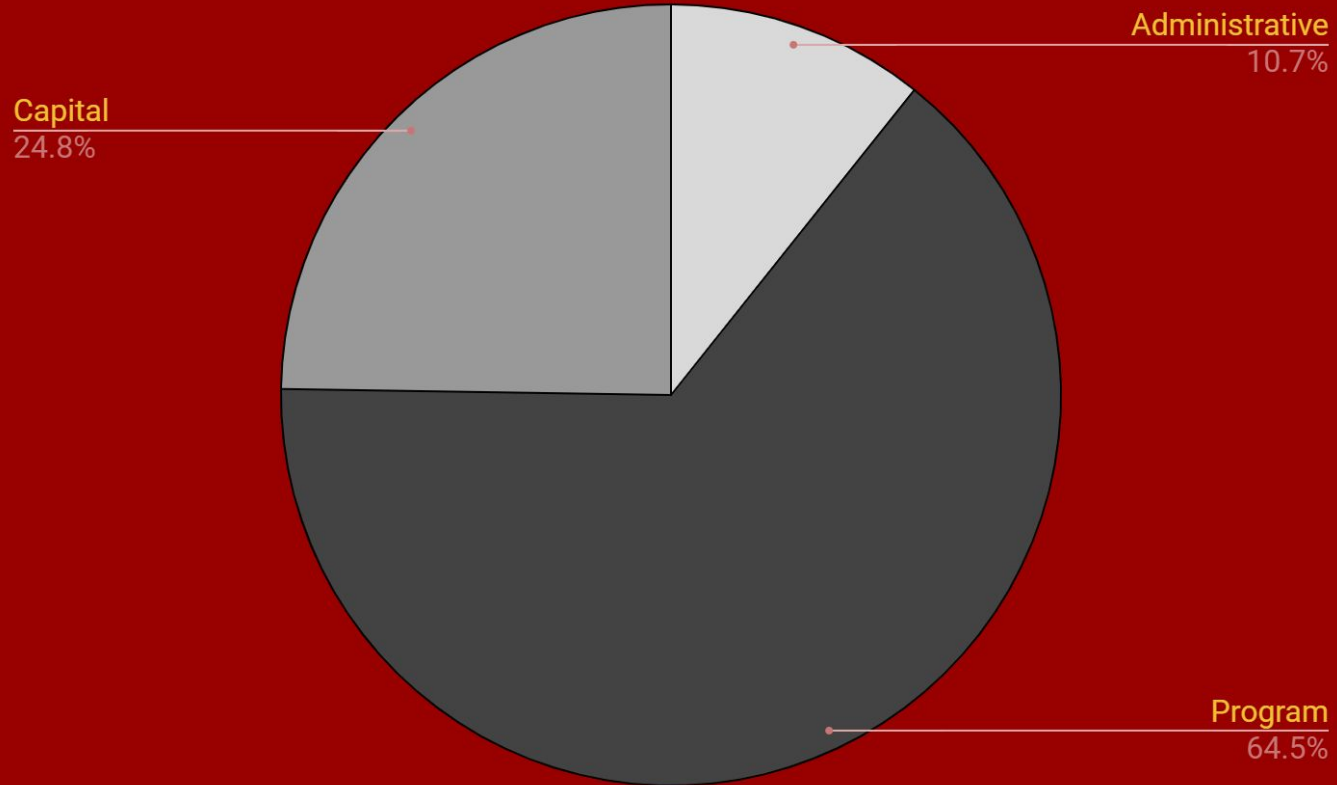
Proposed Appropriations Budget

Component	2023-2024 Budget	2022-2023 Budget	Dollar Change	Percentage Change
Administrative	\$ 1,556,475	\$ 1,480,589	\$ 75,886	5.13%
Program	\$ 9,363,808	\$ 9,112,976	\$ 250,831	2.75%
Capital	\$ 3,593,145	\$ 3,531,169	\$ 61,976	1.76%
TOTAL	\$ 14,513,428	\$ 14,124,734	\$ 388,694	2.75%

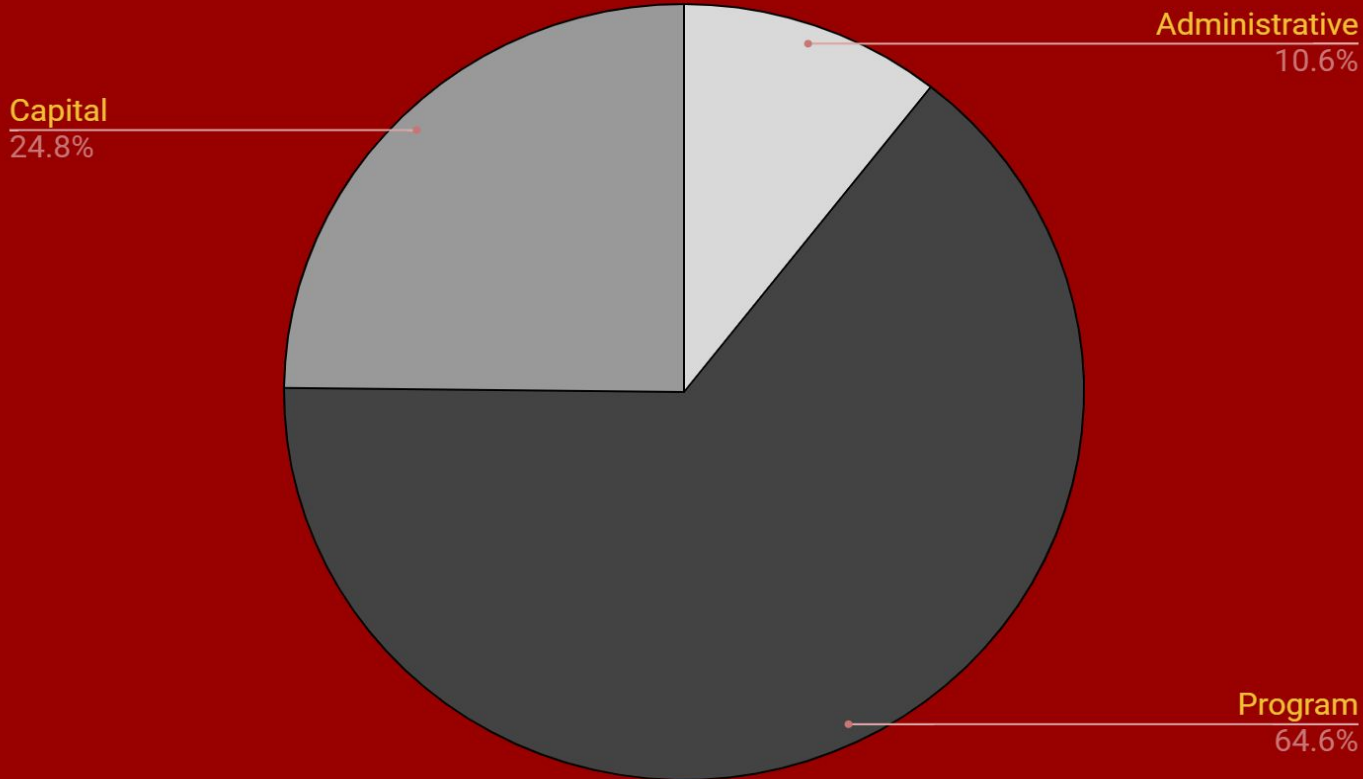
Preliminary Appropriations Budget (January BOE Meeting)

Component	2023-2024 Budget	2022-2023 Budget	Dollar Change	Percentage Change
Administrative	\$ 1,519,741	\$ 1,480,589	\$ 39,153	2.64%
Program	\$ 9,270,286	\$ 9,112,976	\$ 157,310	1.73%
Capital	\$ 3,565,297	\$ 3,531,169	\$ 34,128	0.97%
TOTAL	\$ 14,355,324	\$ 14,124,734	\$ 230,590	1.63%

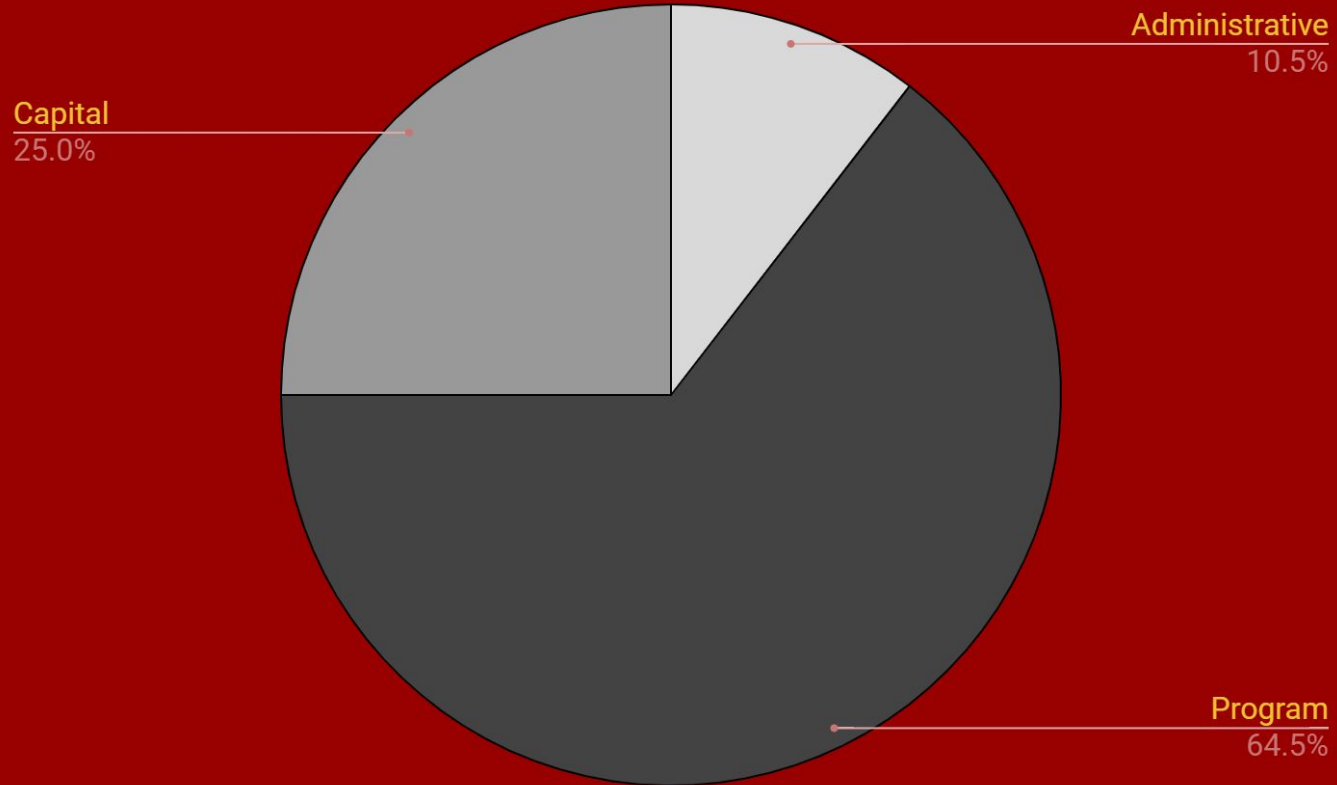
2023-2024 Proposed Appropriations Budget



2023-2024 Preliminary Appropriations Budget (January BOE Meeting)



2022-2023 Adopted Appropriations Budget



2023-2024 Revenues

Revenue Breakdown

- State Aid
- Property Taxes
- Other Revenue
- Transfers from Reserves and Fund Balance

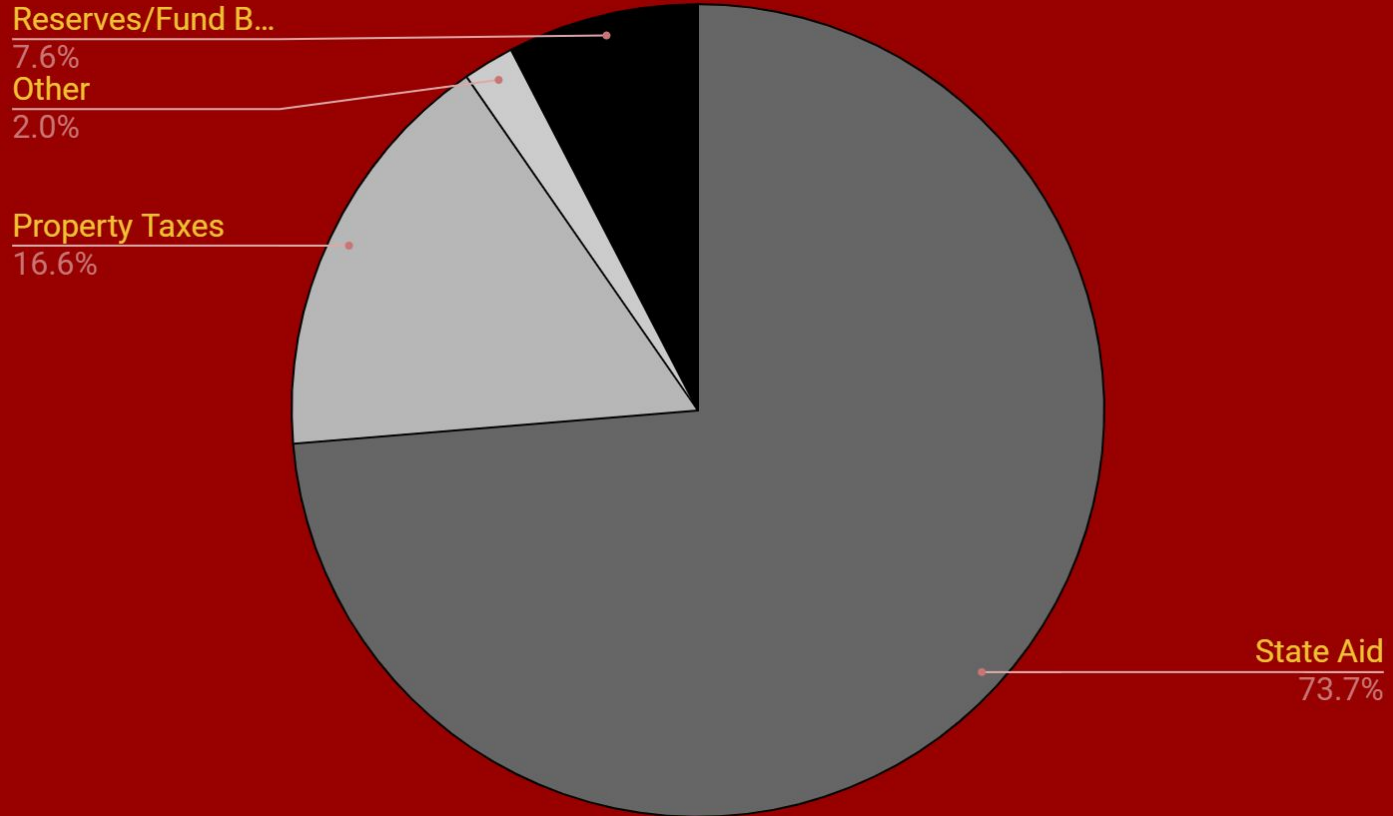
Proposed Revenue

Description	2023-2024 Proposed	2022-2023 Adopted
State Aid	\$ 10,696,556	\$ 11,093,701
Property Taxes	\$ 2,415,879	\$ 2,415,879
Other Revenue	\$ 295,493	\$ 192,493
Transfers from Reserves & Fund Balance	\$ 1,105,500	\$ 422,661
A Totals:	\$ 14,513,428	\$ 14,124,734

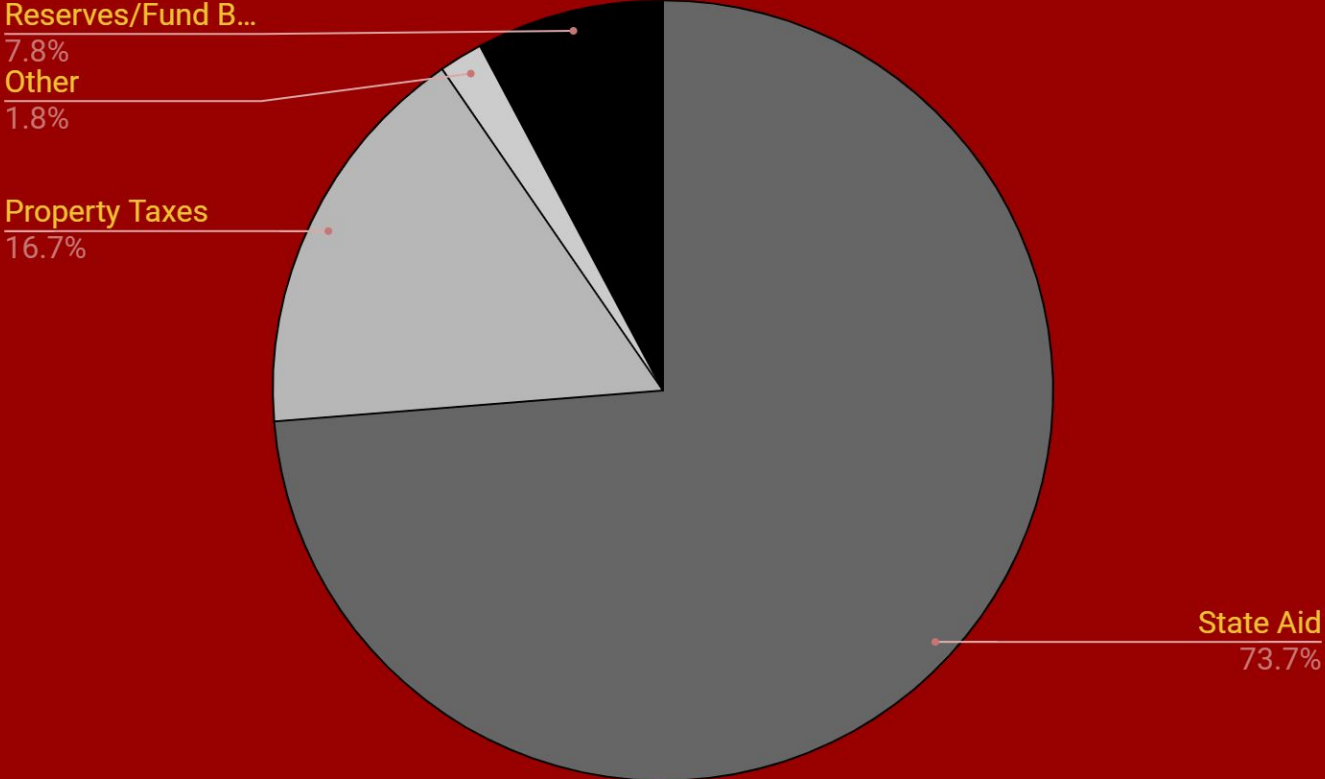
Preliminary Revenue (February BOE Meeting)

Description	2023-2024 Preliminary	2022-2023 Adopted
State Aid	\$ 10,676,556	\$ 11,093,701
Property Taxes	\$ 2,415,879	\$ 2,415,879
Other Revenue	\$ 262,493	\$ 192,493
Transfers from Reserves & Fund Balance	\$ 1,125,108	\$ 422,661
A Totals:	\$ 14,480,036	\$ 14,124,734

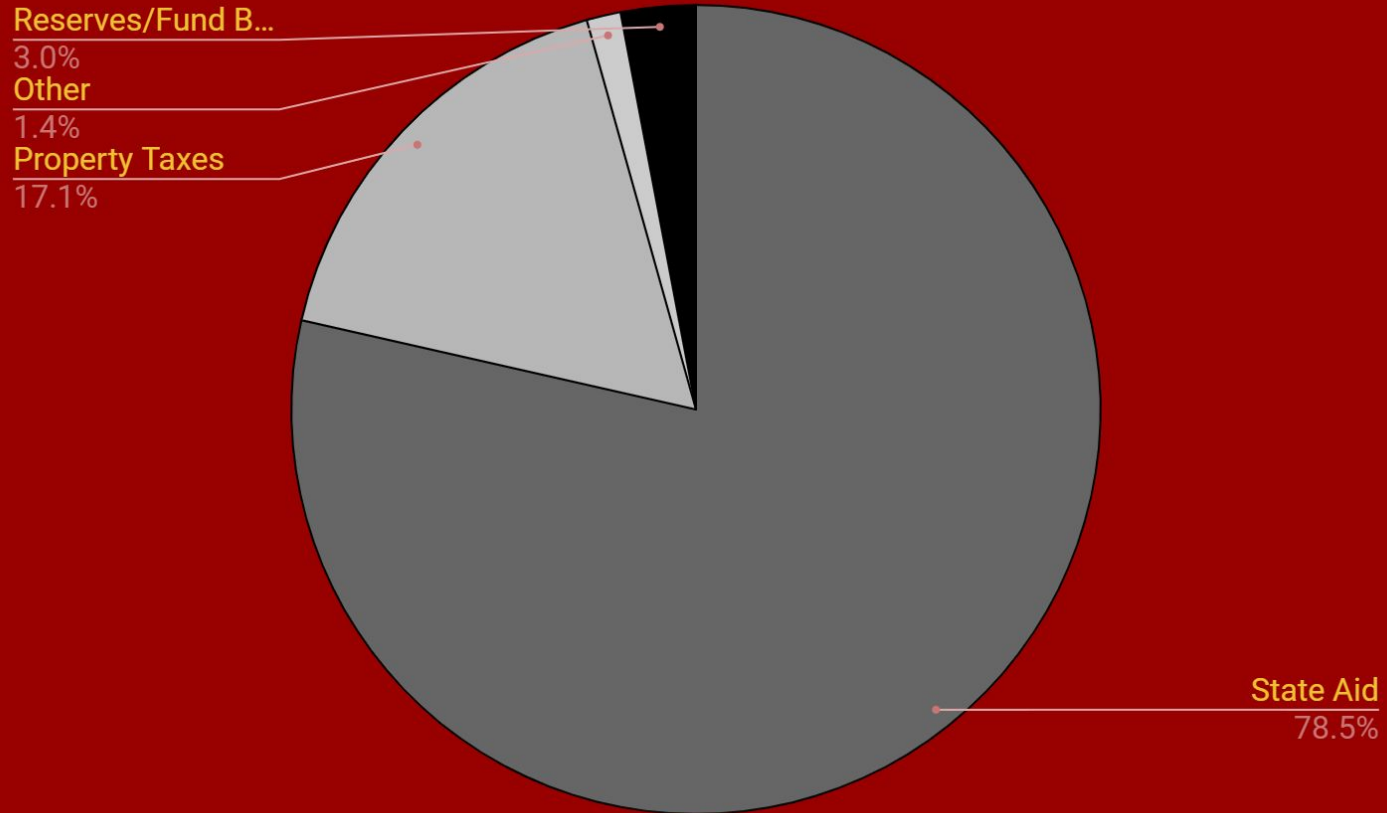
2023-2024 Proposed Revenue Breakdown



2023-2024 Preliminary Revenue Breakdown (February BOE Meeting)



2022-2023 Budgeted Revenue Breakdown



Historical Usage of Reserves and Fund Balance

School Year	Total Proposed Usage of Reserves and Fund Balance	Proposed Usage as a % of Overall Revenue
2019-2020	\$421,003	3.3%
2020-2021	\$468,034	3.4%
2021-2022	\$399,645	2.9%
2022-2023	\$422,661	3.0%
2023-2024	\$1,105,500	7.6%

Historical Usage of Reserves and Fund Balance (Without Proposed Capital Project)

School Year	Total Proposed Usage of Reserves and Fund Balance	Proposed Usage as a % of Overall Revenue
2019-2020	\$421,003	3.3%
2020-2021	\$468,034	3.4%
2021-2022	\$399,645	2.9%
2022-2023	\$422,661	3.0%
2023-2024	\$405,500	2.9%

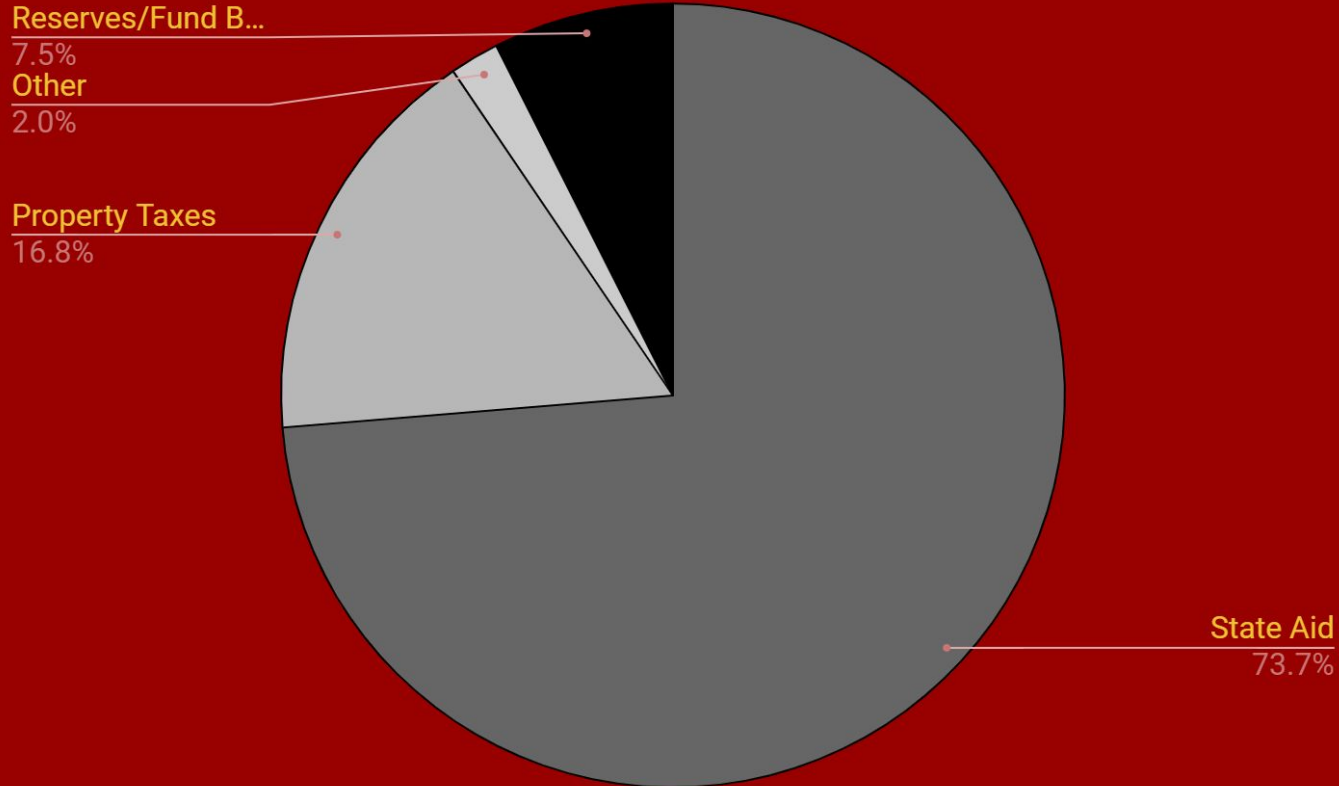
Proposed Reserve and Fund Balance Usage

Reserve Name	2023-2024 Proposed Usage
EBALR	\$103,000
Workers' Compensation Reserve	\$ 36,000
Unemployment Reserve	\$ 10,000
Retirement Contribution Reserve	\$ 100,000
TRS Retirement Contribution Reserve	\$ 10,000
Totals	\$ 259,000
Debt Service	\$ 100,000
Fund Balance	\$ 746,500
	\$ 1,105,500

Proposed Revenue (1% Property Tax Levy Increase)

Description	2023-2024	2023-2024 (1% Increase)
State Aid	\$ 10,696,556	\$ 10,696,556
Property Taxes	\$ 2,415,879	\$ 2,440,038
Other Revenue	\$ 295,493	\$ 295,493
Transfers from Reserves & Fund Balance	\$ 1,105,500	\$ 1,081,341
A Totals:	\$ 14,513,428	\$ 14,513,428

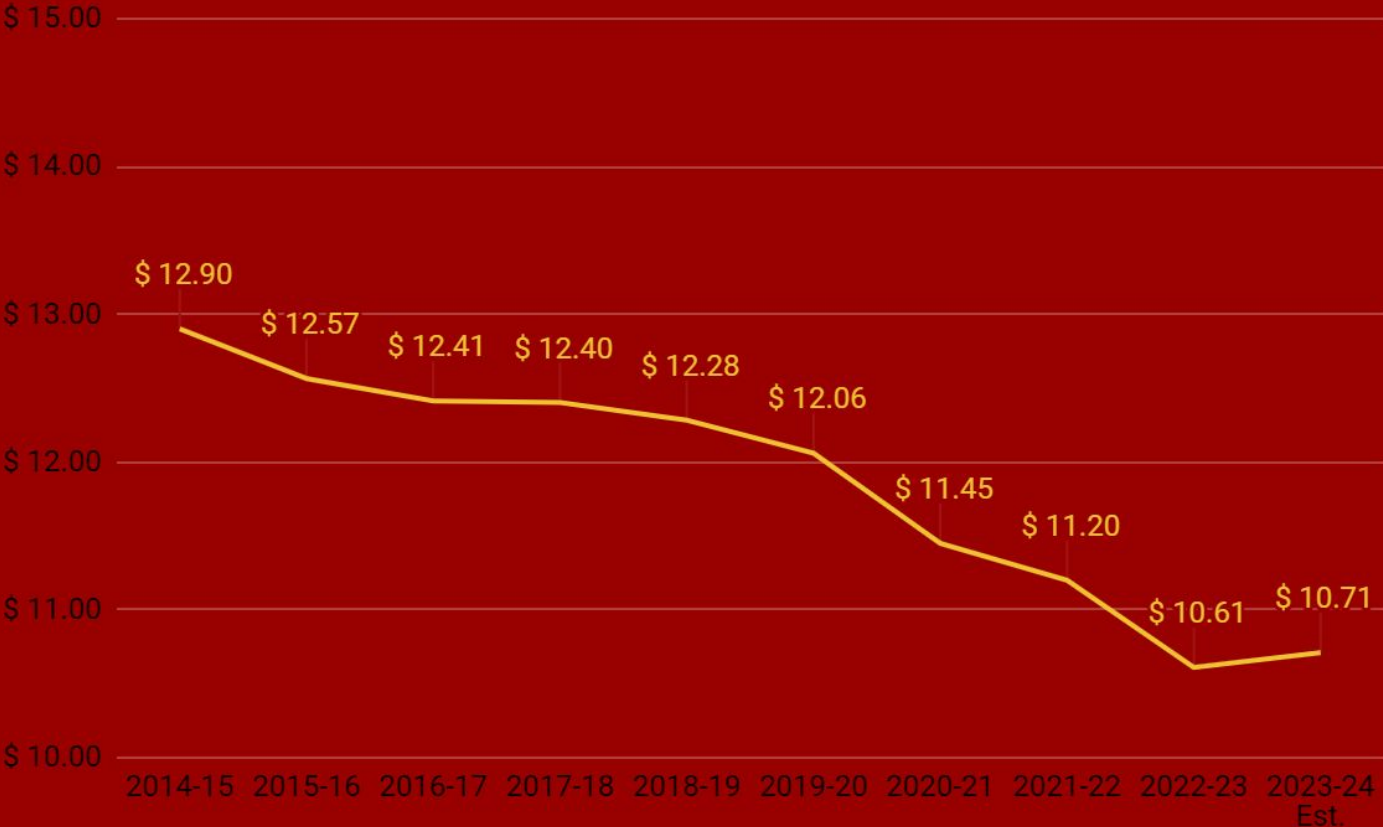
2023-2024 Proposed Revenue Breakdown (1% Property Tax Levy Increase)



What does a 1% Property Tax Levy Increase Actually Look Like?

Description	2023-2024	2023-2024 (1% Increase)	Difference
Property Tax Levy	\$2,415,879	\$2,440,038	\$24,159
Estimated Rate per \$1000 (FMV)	\$10.610410	\$10.716532	\$0.106122
Taxes on a \$100,000 FMV Home (Before STAR)	\$1061.04	\$1071.65	\$10.61
Taxes on a \$50,000 FMV Home (Before STAR)	\$530.52	\$535.83	\$5.31

Rates per Thousand Over a 10 Year Period



Questions?

Looking Ahead

Upcoming Budget-Related Dates

- March 21st-BOE Meeting
 - Proposed Appropriations & Revenues UPDATED 
- April 19th-BOE Meeting
 - Proposed Appropriations & Revenues UPDATED
 - BOE Adopts Budget
- May 9th-Public Hearing
- May 16th-Annual Budget Vote and BOE Election